

Specifications

SF 3CT LP

Audio/acoustic and electrical

Speaker type	Low profile ceiling speaker with composite back can
Frequency range	65 Hz to 20 kHz, -10 dB, half space (per IEC 60268-5)
Frequency response	265 Hz to 19 kHz, +/-3 dB, half space
Power capacity	16 W (rms) continuous pink noise (per IEC 60268-5) 32 W (rms) continuous program
Nominal sensitivity.....	83 dB SPL, 1 W, 1 m, 8 ohms direct, half space (per IEC 60268-5)
Nominal coverage angle.....	165° conical coverage (1 kHz to 4 kHz)
Nominal impedance	8 ohms
Rotary switch taps	70V: 16 W, 8 W, 4 W, 2 W, 1 W, 8 ohms direct 100 V: null, 16 W, 8 W, 4 W, 2 W, 8 ohms direct
Driver	(1) 3" (76 mm) paper cone
Input connector	(1) 5 mm captive screw connector, 4 pole for 1 input and 1 loop-through

General

Package	2 speakers (1 pair)
Temperature/humidity	Storage: -40 to +158 °F (-40 to +70 °C) / 10% to 90%, noncondensing Operating: +32 to +122 °F (0 to +50 °C) / 10% to 90%, noncondensing
Mounting	Ceiling mountable with included hardware: V-rails for 2' x 4' (600 mm x 1200 mm) ceiling tiles, and C-rings
Enclosure type	Plenum rated, fire-resistant (UL94V-0) composite back can/baffle; Magnetically attached powder-coated steel grille with plastic bezel.
Enclosure outer dimensions	4.4" H x 8.9" diameter (112 mm x 226 mm diameter) 4.0" H (102 mm H) from front of ceiling tile to top of enclosure
Cutout dimensions.....	7.6" diameter (191 mm diameter)
Product weight	3.6 lbs (1.6 kg) each
Regulatory compliance	
Safety	CE, UL 2043, UL1480, NFPA 90A, NFPA 70 UL Listed for use in plenum airspaces: UL 2043 listed for heat and smoke release, UL 1480 listed for commercial and professional audio systems
Environmental.....	RoHS, WEEE
Warranty	5 years parts and labor

NOTE: All nominal levels are at ±10%.

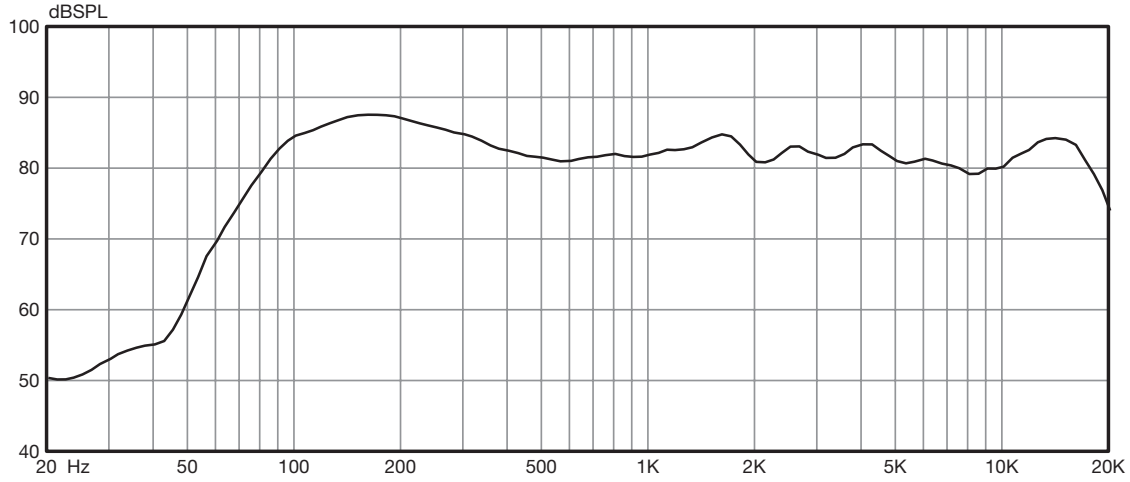
NOTE: Specifications are subject to change without notice.

NOTE: Shipping weights and dimensions are available at www.extron.com.

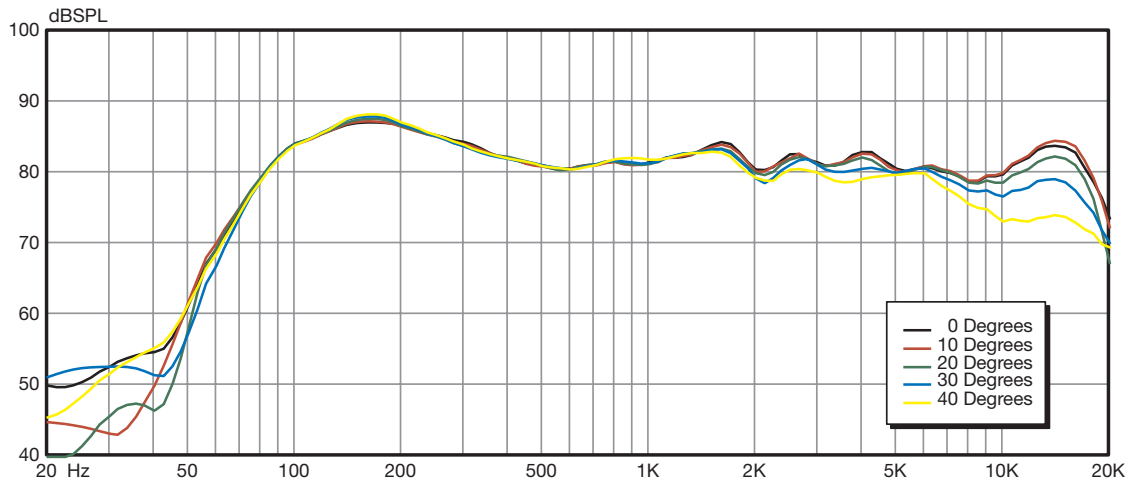
8.1-063016-D1

SF 3CT LP RESPONSE GRAPHS – FREQUENCY AND IMPEDANCE

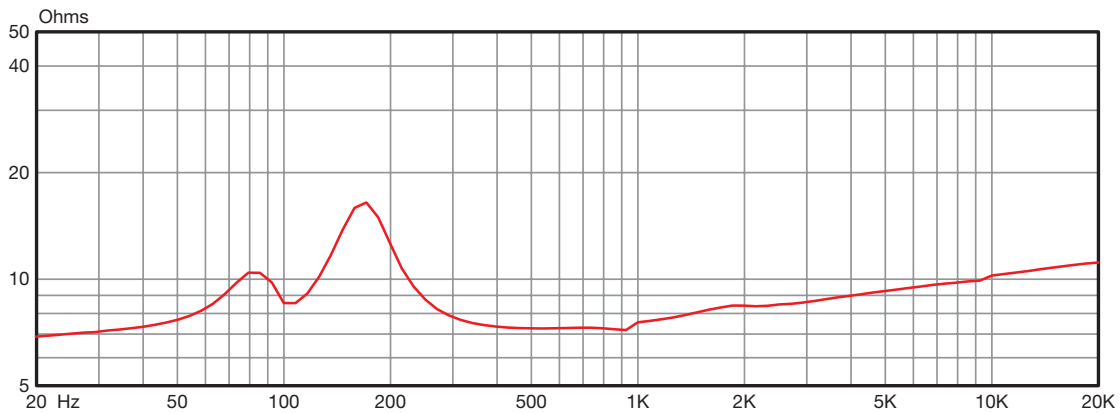
SPL vs. FREQUENCY – 1 WATT @ 1 METER RESPONSE, HALF SPACE (2 π)



SPL vs. FREQUENCY – HORIZONTAL OFF-AXIS RESPONSE, HALF SPACE (2 π)

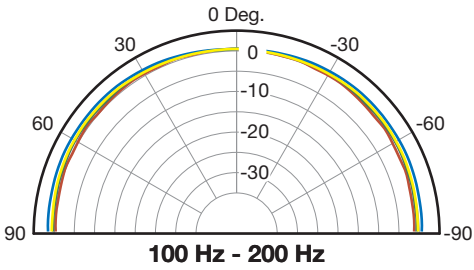


IMPEDANCE vs. FREQUENCY

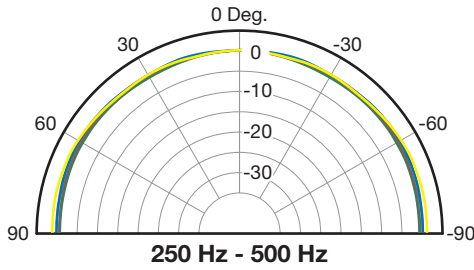


SF 3CT LP POLAR GRAPHS – 1/3 OCTAVE, HORIZONTAL

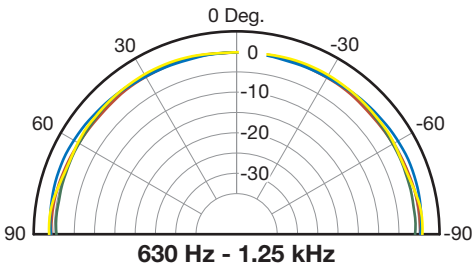
100.00 Hz 160.00 Hz
125.00 Hz 200.00 Hz



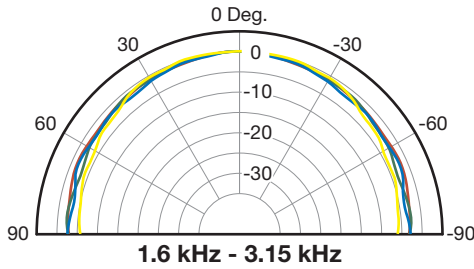
250.00 Hz 400.00 Hz
315.00 Hz 500.00 Hz



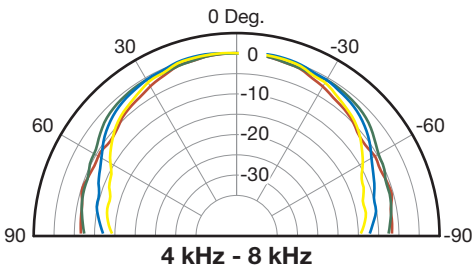
630.00 Hz 1.00 kHz
800.00 Hz 1.25 kHz



1.60 kHz 2.50 kHz
2.00 kHz 3.15 kHz



4.00 kHz 6.30 kHz
5.00 kHz 8.00 kHz



10.00 kHz 16.00 kHz
12.50 kHz 20.00 kHz

